



Payer Guide

The student's guide to making international payments with Flywire

Step 1: Access the portal to start a payment

- Only new students should visit the portal xmu-fees.flywire.com to make the payment
- Choose your payment originating country from the dropdown menu (your bank account or card issuing country)
- Input the amount by item following your school invoice
- Click Next to continue



1. Payment Info

2. Payment method

3. Payer Info

4. Info for the receiver

5. Review & Confirm

6. Make payment

Your payment

The payment will come from

Country or region *
Singapore ▼

Xiamen University Malaysia - New Student Payment Only receives

Leave fields blank where not applicable

RM	Security Deposit - RM1000 * 0.00
----	-------------------------------------

RM	Hostel Deposit - RM500 * 0.00
----	----------------------------------

RM	Tuition Fees * 0.00
----	------------------------

RM	Rental Fees * 0.00
----	-----------------------

Total: **RM0.00**

Amount will be formatted in the destination currency, in this case Malaysian Ringgits. i.e. 10,000.00 for ten thousand MYR.

NEXT →



Step 2: Select your payment method


Based on your country selection, Flywire will automatically display your local currency rate with the appropriate payment options, such as traditional bank transfer or debit/credit card payment.

- Traditional bank transfer (also known as a wire) is the most cost-effective method. Please note that to complete the payment you will need to make arrangements with your bank (in person, online, or over the phone) and send your funds to Flywire in your chosen currency.
- Debit/credit card will allow you to make an online payment in your home currency. Contrary to a traditional international credit card payment, Flywire handles the foreign exchange so you will know the exact amount that will be deducted from your account before you make your payment. Please note that credit card payments are not available in every country.
- Flywire will then convert your currency and pay your institution.
- If you select your home country, but you don't see your home currency, don't worry — you can always pay in the currency of your institution or select a different currency by clicking the "I want to pay in another currency" link at the bottom of the page. Although the process and benefits will remain the same, your bank will handle the foreign exchange before sending the funds to Flywire.

[Back to invoice](#)

Select your preferred payment method


 **Best Price Guaranteed** Subject to terms and conditions 



Bank Transfer in Singapore Dollar (SGD)

S\$12,432.00


[SELECT](#)




American Express in SGD

S\$12,432.00

[SELECT](#)


[More info](#) 




VISA: Debit/Credit in SGD

S\$12,706.00

[SELECT](#)


[More info](#) 



MasterCard: Debit/Credit in SGD

S\$12,706.00


[SELECT](#)

[More info](#) 

Step 3: Enter the payer's information

- Enter the payer's personal details and contact information
- Click Next to continue

Payer information

 Please provide the details of the person whose card/bank account will be used to pay.

(*) required field

Email *

First name *

Middle name

Family name *

Address 1 *

Address 2

City *

State / Province / Region

Zip code / Postal Code

+ 81 ▾

Phone number *

Receive text notifications on your payment status

I would like to receive emails from Flywire about future discounts, promotions and offers

I have read, understand, and agree to the Flywire [Terms of Use](#) and [Privacy Policy](#)

← PREVIOUS

NEXT →

Step 4: Enter the student's information

- Enter all details as requested by the institution
- Click Next to continue



[1. Payment Info](#)

[2. Payment method](#)

[3. Payer Info](#)

4. Info for the receiver

[5. Review & Confirm](#)

[6. Make payment](#)

Information for Xiamen University Malaysia - New Student Payment Only

(*) required field

Student Information

<input type="text" value="Full Name *"/>	<input type="text" value="Student Email Address *"/>
<input type="text" value="Nationality *"/>	<input type="text" value="Passport Number *"/>
<input type="text" value="Contact No. *"/>	

[← PREVIOUS](#)

[NEXT →](#)

Step 5: Review and Confirm

- Review the payer and student's information for accuracy. Use the "Previous" button if you would like to edit your information
- Click Next to continue

Review and confirm payment information

Payment information

You will send

¥32,600

Country or region

Japan

Payment method

You selected

Bank Transfer in Japanese Yen (JPY)

Payer information

First name

First

Middle name

-

Family name

Family

Address 1

Address 123

Address 2

-

City

singapore

State / Province / Region

-

Zip code / Postal Code

-

Country

Japan

Phone number

+81 1398889999

Email

email@gmail.com

Step 6: For bank transfers payments: Review your payment instructions and make your payment

- Review and submit your payment to Flywire using the payment instructions provided

flywire Contact Help HL Salvador English

Follow the steps below to pay before <date> or your payment will be cancelled automatically.

\$5,000.00
to your institution

Status: **Payment pending** Payment ID: **PTU490985358** Amount to Pay: **\$1,121.00€**

1 Decide how you'd like to complete your bank transfer

Send your funds to Flywire so we can deliver your payment to the recipient. Most banks allow you to transfer funds via

- Online banking**
Log in to your online account to transfer the funds.
- Telephone**
Call your bank to make your transfer.
- In-person visit**
Go to your bank to request the transfer.

2 Make the bank transfer to Flywire

Use the payment instructions below to send the money to us. Keep in mind that it would take 2-3 business days to arrive to us

Amount to pay:	35,121.00€
Reference / Payment ID:	D0S12345678 <small>You must include this reference</small>
IBAN:	ES38147400001406601149008
Beneficiary Bank:	Banco Santander
Beneficiary Bank Address:	José Ortega y Gasset 29, Planta 4, 28006 - Madrid - Spain
Beneficiary:	FLYWIRE
Beneficiary Address:	C/Grabador Esteve 14, 46021, Valencia, Spain

Notes:
Lorem ipsum dolor sit amet, consectetur adipiscing elit. Maecenas malesuada nisi ac nisi malesuada. Praesent nisl dui, lobortis id suscipit eget, vulputate pretium nisl. Curabitur eleifend libero, sed tempus nulla porta blandit.

3 Only when the bank transfer is made, let us know you have made the bank transfer by clicking on I've sent the funds.

You will get an email and you will be able to track your transfer status.

ADD PAYMENT

Manage your payment

- Edit payment details
- SMS notifications
- Confirm funds were sent
- Change payment method
- Cancel this payment
- Download payment receipt
Available once your payment is delivered to the institution

GREAT LINK TO BU

Share your payment

SHARE

I'VE SENT THE FUNDS

Step 7: For credit card payments: Enter your card details

- Enter your card number, name, expiry date, and security code
- Enter your information within 15 minutes to avoid your session timing out
- Click Make Payment to continue

MYR1,234.00 ● Payment pending


Payment status

Follow the steps below to pay before March 29th 2020 or your payment will be cancelled automatically.

Payment details

You're sending SGD1,746.00 They're receiving MYR1,234.00

Payment ID
RUJ490985358

Payment details 


* Indicates a required field

Card number *

Cardholder's name *

Expiry date *



Month Year


Security code  Last 3 digits on the back of card

Contact details ✓
+34 432 543 123, zli@gmail.com

ADD THIS PAYMENT TO YOUR ACCOUNT

Manage your payment

-  SMS notifications
-  Cancel payment

POWERED BY 

St. Olaf College address: 1520 St. Olaf Ave

Copyright ©Flywire. 2009-2018 All rights reserved. Flywire is a trademark of Flywire Corporation.

Track your payment

Payment tracking is available at flywire.com or through Flywire's mobile app. Log in to check the status of your payment and receive email notifications or opt into SMS text message alerts.

Need help?

Customer Support Phone Numbers :

Australia +61 2 8311 4772

Hong Kong SAR +852 3001 1165

Indonesia +62 21 29223064

Japan +81 5 0180 74338

Malaysia +60 18 008 10611

New Zealand +64 8 004 47163

Singapore +65 3138 6191

Thailand +66 60 003 5979

Vietnam +84 24 4458 1755

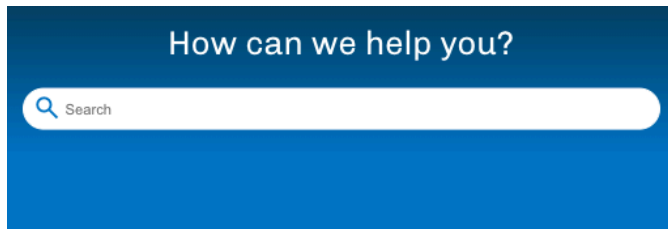
US (Toll free) +1 800 346 9252

UK +44 20 39 624 308

Mainland China (Toll free) +86 400 006 7175

Korea (Toll free & domestic only) 070 8028 5301

India (Toll free & domestic only) 000 800 4430 048



How do I make a payment to my institution?

Payment Status - Where is my money?

If my payment attempt has been cancelled, how can I make a new payment from the Common Application?

[Or Visit Our Help Centre Here!](#)



Using Flywire

Get to know our services and how to use them



Payments and Refunds

Make payments and track, manage, or cancel your transactions



Region-Specific Payments

Requirements for making payments from specific geographic regions and countries